



# **The Code of Life: Four Numbers that Shape Life on Our Planet**

# Table of Contents

01 · Introduction to Life's  
Essential Elements

02 · The Magic of  
Valence Electrons

03 · Applications of  
Valence Electron  
Studies

04 · Electronic Biology:  
A New Frontier

05 · Future Directions  
in Biological  
Research

06 · Conclusion:  
Integration of  
Knowledge

PART 01

# Introduction to Life's Essential Elements



# Understanding CHNOPS

## The acronym CHNOPS

**CHNOPS stands for carbon (C), hydrogen (H), nitrogen (N), oxygen (O), phosphorus (P), and sulfur (S). These six elements are fundamental to all known life forms on Earth, forming the basis of biological molecules and governing life's processes at a molecular level.**

## Importance of each element

**Each element plays a distinct role in living organisms. For example, carbon forms the backbone of organic molecules; hydrogen is crucial for energy transfer; nitrogen is key for amino acids and nucleic acids; oxygen is essential for respiration; phosphorus is involved in energy transfer; sulfur contributes to protein structure.**

## Role in biological systems

**Collectively, these elements participate in an array of biochemical reactions that sustain life. They help construct proteins, nucleic acids, and other complex molecules necessary for growth, reproduction, and overall maintenance of biological systems.**

# Overview of Valence Electrons

*The significance of valence electrons lies in their ability to form covalent bonds, which are vital for creating the diverse array of organic compounds found in living organisms. The number of bonds influences molecular geometry and function, impacting biological interactions.*

---

*Valence electrons are the outermost electrons in an atom, determining its ability to bond with other atoms. They play a crucial role in chemical reactivity and the formation of compounds essential for life.*

---

*The valence numbers for CHNOPS are: Hydrogen (1), Carbon (4), Nitrogen and Phosphorus (5), Oxygen and Sulfur (6). These numbers illustrate how many bonds an atom can form with other atoms, influencing molecular structure and function.*

---



Significance in chemical bonding

1



Definition of valence electrons

2



Valence numbers for CHNOPS

3

PART 02

# The Magic of Valence Electrons



# Fundamental Biological Properties

## Link to organism characteristics

**Valence electrons fundamentally shape the characteristics of organisms by determining how they interact with their environment and each other. These interactions influence everything from metabolism to signaling processes that are vital for survival.**



## Comparison across life forms

**Across various life forms, from simple viruses to complex humans, the patterns of valence electron configuration reveal similarities and differences in biological functions, reflecting evolutionary adaptations to different environments and challenges.**



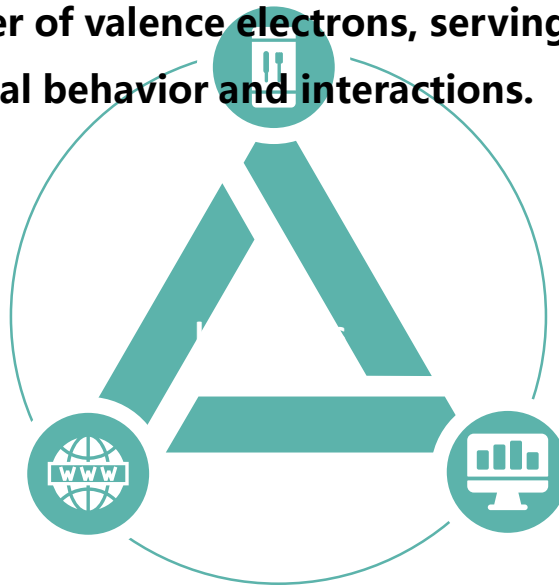
# The Role of Electron-Ion Interaction Potential

$$\text{The equation: } \text{EIP} = 0.25Z \sin(1.04\pi Z) / (2\pi)$$

The equation reflects the complex relationship between valence electrons and energy states in organic molecules. Here,  $Z$  represents the average number of valence electrons, serving as a foundation for predicting biological behavior and interactions.

## Explanation of EIP

The electron-ion interaction potential (EIP) is a theoretical framework that illustrates how the number of valence electrons influences biological phenomena. It provides a basis for understanding the energy interactions integral to biological processes.



## Importance of $Z^*$ in organic molecules

$Z$  is pivotal as it designates the average count of valence electrons for a compound, influencing its chemical properties and biological interactions. Understanding this helps elucidate the mechanisms of biochemical reactions vital for life.



PART 03

# Applications of Valence Electron Studies



# Virus-Host Interactions

## Notable virus examples

Studies have examined viruses like HIV, influenza, and SARS-CoV-2 to understand their interactions with host organisms. Insights gained from valence electron studies reveal how these pathogens exploit host cellular mechanisms to replicate and spread.



## Implications for public health

Understanding virus-host interactions through the lens of valence electrons aids in formulating effective public health responses. This knowledge informs vaccine development and preventive strategies against infectious diseases that threaten global health.



# Drug and Vaccine Development

## Strategies in infectious diseases

**Valence electron studies enable researchers to design targeted therapies and vaccines by revealing molecular targets on pathogens. This approach enhances drug efficacy and minimizes adverse effects, particularly in the realm of infectious diseases.**



## Applications in chronic diseases

**Chronic diseases like cancer and cardiovascular conditions stand to benefit from insights gained through valence electron research, guiding the development of novel treatments aimed at altering disease pathways by targeting specific biochemical interactions.**

# Nutritional and Protein Research



## Role in health and nutrition

Valence electron data influences nutritional research by elucidating the roles of micronutrients in health. Understanding how these elements interact at a molecular level contributes to developing dietary guidelines that promote health and prevent disease.

## Protein mapping initiatives

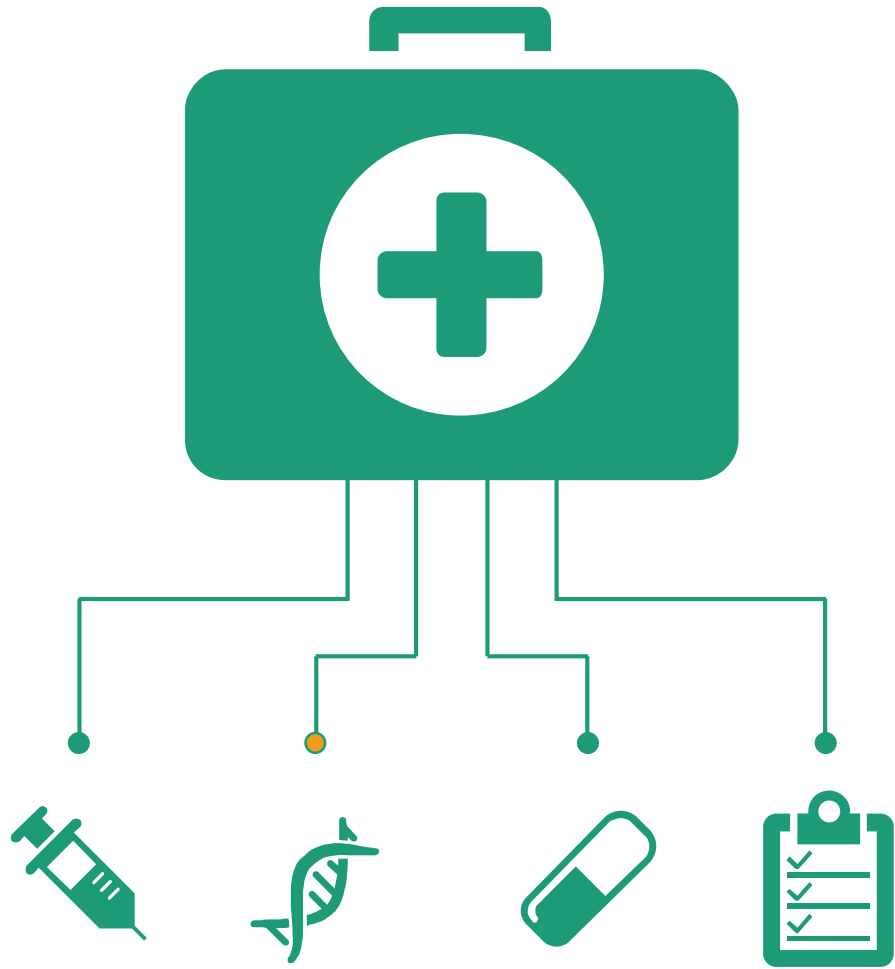
Research initiatives focused on protein mapping often utilize valence electron configurations to predict protein structure and function. This understanding is essential for identifying roles of specific proteins in metabolic processes and disease states.

PART 04

# Electronic Biology: A New Frontier

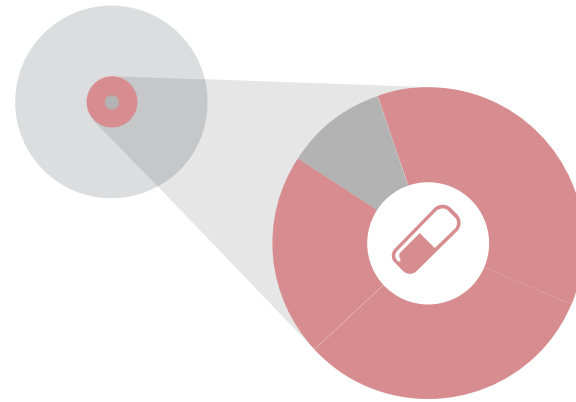


# What is Electronic Biology?



## Definition and scope

**Electronic Biology** embodies the intersection of electronic computing and biological research. It encompasses computational methods for analyzing biological data, facilitating advanced research in genetics and molecular biology.



## Historical background

The concept of **Electronic Biology** emerged from the integration of biological sciences with technology, particularly over the last few decades, allowing researchers to simulate biological processes and analyze vast datasets efficiently.



# Resources and Research



## Collection of studies

A rich collection of studies on valence electrons and their biological implications can be accessed through various online portals, including **Electronic Biology** resources. This compilation enhances research visibility and encourages collaborative efforts.



## Importance of PubMed resources

PubMed is a crucial resource for accessing peer-reviewed articles and studies on valence electron research. It serves as a repository for significant findings that inform both theoretical and practical biological applications.



## Contribution to biomedical research

The tools and insights derived from **Electronic Biology** contribute significantly to biomedical research by offering new methodologies for studying complex biological systems, accelerating drug discovery, and enhancing our understanding of diseases.

PART 05

# Future Directions in Biological Research





# Advancements in Technology

## Role of personal computers

The advent of personal computers has democratized access to sophisticated computational tools, enabling individual researchers to explore complex biological questions and simulate molecular interactions, previously constrained to well-funded laboratories.



## Future technologies in research

Future technologies such as artificial intelligence and machine learning are poised to revolutionize biological research, enhancing predictive capabilities and accelerating discoveries related to biomolecular interactions and their implications for health and disease.



# Broader Implications

## Impact on global health

**Advances in understanding the interactions of CHNOPS elements and their valence electrons will yield significant impacts on global health strategies, particularly in the context of emerging infectious diseases and antibiotic resistance.**



## Addressing chronic diseases

**By harnessing insights from valence electron interactions, researchers will be better equipped to develop strategies for diagnosing and treating chronic diseases, potentially transforming the healthcare landscape and improving patient outcomes.**

PART 06

# Conclusion: Integration of Knowledge



# Summary of Key Points

## Recap of CHNOPS importance

The elements that comprise CHNOPS are foundational to life and serve as cornerstones for understanding biological systems, with each element contributing uniquely to the complexity of life forms across the globe.

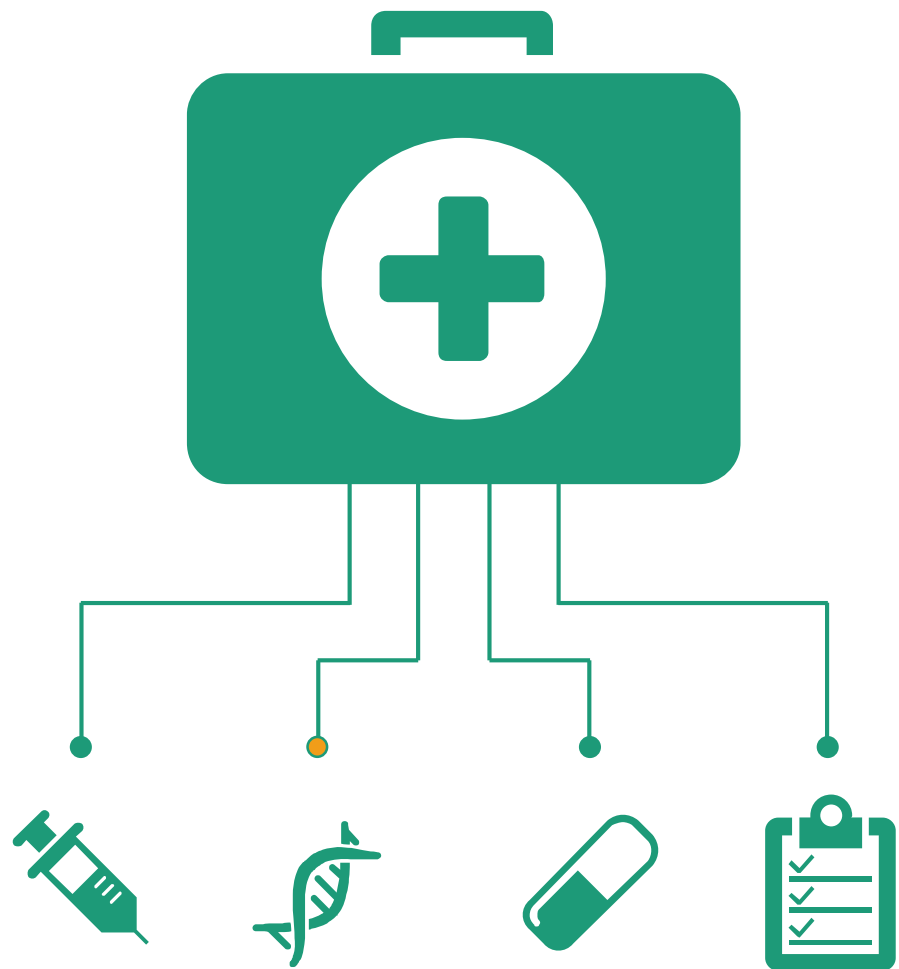


## Acknowledgment of EIIP

The electron-ion interaction potential provides a significant framework for connecting basic chemical properties to biological phenomena, illustrating the vital role of valence electrons in shaping life processes.

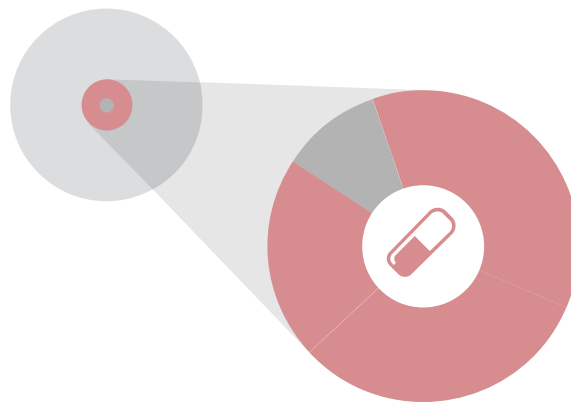


# The Future of Life Sciences



## Promising research fields

Emerging research fields, including synthetic biology and bioinformatics, promise to capitalize on the principles of valence electron interactions, paving the way for novel applications that address pressing biological challenges.



## Call to action in scientific exploration

A call to action is necessary for scientists to continue exploring the profound implications of CHNOPS and their valence electrons, as such exploration stands to enrich our understanding of life and improve global health outcomes.

